

NYSE PILLAR Trade Ops Portal (TOP) USER GUIDE

Navigation Pane

The navigation pane is located on the black banner along the top of the page. Hover your mouse over each market to display the available search links for that market.

Dashboards

OVERVIEW

- Displays the selected market's Top Ten Auction by Matched Volume
- Displays Core Session Data
 - Trades broken down by Tape
 - Shares traded broken down by Tape
 - Halted Symbols broken down by Tape
 - Color coded by Halt Type



Symbol	Primary Exchange	Auction Type	Market Imbalance Side	Market Imbalance	Total Imbalance Side	Total Imbalance	Matched Vol	Indicative Matched Price	Net Change
SPY	ARCX	core	none	0	sell	3,373	364,519	277.52	+0.02
AMLP	ARCX	core	none	0	buy	801	175,406	10.11	+0.11
SH	ARCX	core	none	0	buy	83,794	152,567	28.54	0.00
VTI	ARCX	core	none	0	buy	13	136,856	142.1	+0.31
XLF	ARCX	core	none	0	buy	12,766	135,163	27.01	-0.02
UPRO	ARCX	core	none	0	sell	2,891	129,164	48.82	+0.02
VWO	ARCX	core	none	0	sell	10,528	123,604	39.91	-0.04
TZA	ARCX	core	none	0	sell	20,449	115,782	10.44	0.00
VXX	ARCX	core	none	0	sell	622	103,411	33.1	+0.01
SPYG	IBNY	none	none	0	buy	7,777	60,675	25.47	+0.01

	TapeA	TapeB	TapeC	Total
Shares	91,532,905	123,661,566	88,908,625	304,103,096
Trades	638,150	414,785	573,226	1,626,161
Halted Symbols		GLU RTWI	FDNI, AHPA, AHPAU, AHPAW, SOLO, SOLOW	7

Firm Information

My Firm MPIDs

- Query Session Details based on the following criteria:
 - Firm

- MPID - free form text
- SENDER MPID - free form text
- User Name
- Status
 - All
 - Active
 - Prospect
 - Inactive
- Exportable to Excel 
- Display Grid is customizable by selecting/unselecting columns 

AMERICAN | AMERICAN OPTIONS | ARCA | ARCA OPTIONS | CHICAGO | NYSE | NATIONAL | SYSTEM

FIRM INFORMATION

MY FIRM MPIDS




Firm: TBOX Test Firm | MPID: - | Sender MPID: | User Name: | Status: -

SEARCH RESET

Name	MPID	Sender MPID	Status	MM Sender MPID
TBOX Test Firm	2X2X	ARKTBOX0112X2X	✓ active	
TBOX Test Firm	2X2X	AMRTBOXFIX02/2X2X	✓ active	
TBOX Test Firm	2X2X	AMRTBOXFIX01/2X2X	✓ active	
TBOX Test Firm	2X2X	AMRTBOXBIN02/2X2X	✓ active	
TBOX Test Firm	2X2X	AMRTBOXBIN01/2X2X	✓ active	
TBOX Test Firm	2X2X	ARKTBOX02/2X2X	✓ active	

My Sessions

- Query Session Details based on the following criteria:
 - Firm
 - Username
 - Sender Type
 - Algo
 - Broker
 - Customer Equity MM
 - Direct to Broker
 - DMM
 - Options MM
 - Service Bureau
 - User Type
 - Binary
 - Binary Drop Copy
 - FIX
 - FIX Drop Copy
 - Session Status

- All
 - Active- session is connected and live
 - Prospect- session is connected but not live
 - Inactive- session is not connected
- Source IP
 - CG (Customer Gateway)
 - Connection Status
 - All
 - Connected
 - Primary
 - Secondary
 - Disconnected
 - None
- Exportable to Excel 
 - Display Grid is customizable using the “GEAR” icon 
 - Help button  defines each column on the current page with a pop-out glossary





AMERICAN | AMERICAN OPTIONS | ARCA | ARCA OPTIONS | CHICAGO | NYSE | NATIONAL | SYSTEM

FIRM INFORMATION

MY SESSIONS


Firm: TBOX Test Firm | Username: | Sender Type: | User Type: | Session Status: | Source IP:




CG: | Connection Status:

SEARCH RESET    

Username	Company Name	Connection Status	Sender Type	User Type	User Id	Pri CG	Sec CG	Session Status	Port	Source IP	Source Port	Pri IP	Sec IP	N Connect	Last Connection
AMRTBOXB...	TBOX Test Firm	✓ secondary	cust_equity_mm	bin	42125	CG-8	CG-1	✓ active	42125	10.147.19.18	19157	162.69.158.131	162.69...	1	2024-04-05T06:0...
AMRTBOXB...	TBOX Test Firm	✓ primary	cust_equity_mm	bin	42126	CG-29	CG-25	✓ active	42126	10.147.19.18	19621	162.69.154.130	162.69...	1	2024-04-05T06:0...
AMRTBOXF...	TBOX Test Firm	▲ disconnected	cust_equity_mm	fix	46647	CG-178	CG-186	✓ active	46647	172.31.230.73	12421	162.69.159.90	162.69...	1	2024-04-05T07:0...
AMRTBOXF...	TBOX Test Firm	▲ none	cust_equity_mm	fix	46648	CG-184	CG-187	✓ active	46648	0.0.0.0	0	162.69.155.89	162.69...	0	1999-12-31T19:0...
ARKTBOX01	TBOX Test Firm	▲ none	risk	bin	40368	CG-44	CG-35	✓ active	40368	0.0.0.0	0	162.69.154.144	162.69...	0	1999-12-31T19:0...
ARKTBOX02	TBOX Test Firm	▲ none	risk	bin	40369	CG-28	CG-29	✓ active	40369	0.0.0.0	0	162.69.158.143	162.69...	0	1999-12-31T19:0...
ATBOXDRC01	TBOX Test Firm	▲ none	cust_equity_mm	fix_drc	49051	CG-252	CG-243	✓ active	49051	0.0.0.0	0	162.69.159.211	162.69...	0	1999-12-31T19:0...

Trades

- Query trades based on the following criteria after hitting 
 - Symbol
 - Matcher Date and Time
 - Price
 - Quantity
 - Side
 - Firm
 - ETPID/MPID
 - Original Deal IdDeal ID

- Account Number
 - Domain
 - Client Order ID
 - Liquidity Indicator
 - Sender Sub ID
 - Session ID
- Exportable to Excel 
 - Display Grid is customizable using the “GEAR” icon 
 - Help button  defines each column and their contents on the current page with a pop-out glossary

AMERICAN | AMERICAN OPTIONS | ARCA | ARCA OPTIONS | CHICAGO | NYSE | NATIONAL | SYSTEM

FIRM INFORMATION

TRADES

Symbol Matcher Time 04/05/2024 00:00:00 To 04/05/2024 23:59:59.99 Price to Qty to Side Firm TBOX Test Firm MPID

Original Deal Id Deal Id Account Number Domain Client Order Id




Liquidity Indicator Sender Sub Id Session Id

Deal Id	Event Time	Ref Exec Time	Symbol	Original Deal Id	Side	Qty	Price	ETPID / MPID	Account Number	Domain	Client Order Id	Liquidity Ind.
14355262467183042	04/05/2024 11:31:11.039153422		PTTEST W	14355262467183042	BUY	50	25.020000	2X2X		2X2X	999	RBN
14355262467183042	04/05/2024 11:31:11.039153422		PTTEST W	14355262467183042	SELL	50	25.020000	2X2X		2X2X	995	A
15481162373891775	04/05/2024 11:31:01.038871451		ZVZZT	15481162373891775	SELL	50	28.520000	2X2X		2X2X	961	A
15481162373891775	04/05/2024 11:31:01.038871451		ZVZZT	15481162373891775	BUY	50	28.520000	2X2X		2X2X	998	RBN
15762637350598296	04/05/2024 11:30:51.038606454		ZXZZT	15762637350598296	SELL	50	7.860000	2X2X		2X2X	997	RBN
15762637350598296	04/05/2024 11:30:51.038606454		ZXZZT	15762637350598296	BUY	50	7.860000	2X2X		2X2X	973	A

Market Data

Auctions

- Query Auction Data based on the following criteria:
 - Symbol
 - Primary Exchange
 - Auction Type
 - Early Morning
 - Core
 - Closing
 - Reopening
 - IPO
 - Market Imbalance Side
 - Buy
 - Sell
 - None

- Cross
 - Market Imbalance
 - Total Imbalance Side
 - Buy
 - Sell
 - None
 - Cross
 - Imbalanced/Matched Volume
 - Market Imbalance
 - Matched Volume
 - Auction Indicator
 - Freeze Indicator
 - Auction Only Price
 - Book Clearing Price
 - Reference Price
- Exportable to Excel 
- Display Grid is customizable using the “GEAR” icon 
- Can be set to Auto-Refresh
- Help button  defines each column on the current page with a pop-out glossary

AMERICAN | AMERICAN OPTIONS | ARCA | ARCA OPTIONS | CHICAGO | NYSE | NATIONAL | SYSTEM




MARKET DATA

AUCTIONS

Symbol: Primary Exchange: Auction Type: Market Imbalance Side: Total Imbalance Side: Imbalance/Matched Vol:

Market Imbalance: Matched Volume: Auction Indicator: Freeze Indicator: Auction Only Price: to Book Clearing Price: to

Reference Price: to

SEARCH RESET   

Symbol	Primary Exchange	Auction Type	Primary Auction Information			Secondary Auction Information				Additional Price Information		
			Total Imbalance Side	Total Imbalance	Matched Vol	Indicative Matched Price	Market Imbalance Side	Market Imbalance	Auction Only Price	Book Clearing Price	Reference Price	Lower Collar
AAMC	XASE	close	sell	1,810	0	3.750000	none	0	0.000000	0.000000	3.500000	3.000000
ACU	XASE	close	sell	197	313	45.820000	none	0	49.720000	0.000000	45.200000	40.680000
ADRT U	XASE	close	sell	44	0	12.800000	none	0	12.800000	0.000000	12.900000	11.610000
ADRT	XASE	close	sell	200	0	13.200000	none	0	0.000000	0.000000	13.000000	11.700000
AE	XASE	close	sell	83	152	29.920000	none	0	33.300000	0.000000	30.270000	27.240000
AEF	XASE	close	sell	400	0	5.080000	none	0	0.000000	0.000000	5.079900	4.570000
AEON WS	XASE	close	buy	300	0	1.370000	none	0	0.000000	0.000000	1.805000	1.310000
AEON	XASE	close	buy	128	538	7.940000	none	0	7.560000	0.000000	8.095000	7.290000
AIM	XASE	close	sell	112	23	0.500000	none	0	0.497050	0.000000	0.494000	0.000000
AINC	XASE	close	sell	1,146	210	4.780000	none	0	5.230000	0.000000	4.730000	4.230000
AIRI	XASE	close	sell	100	0	5.230000	none	0	0.000000	0.000000	4.980000	4.480000

Last Updated @ 14:48:19.171 EST

Showing Items 1 - 349 | 10,000

Risk Management

Risk Monitor

- Risk User
- MPID

- View My Limits
- Block By

Risk Settings

- Risk User
- MPID
- View My Settings
- Symbol

Symbol ADV List

- Symbol

Reports

Activity Report

Resources

Documents and Links

- Quick Links to other NYSE Webpages
 - NYSE.com
 - Invoice Viewer
 - Market Status Updates
 - NYSE Index
 - Trader Updates




Settings

EOD - F/R Jobs

GBO Reference Data

Volumes

Broker Rank

- Ranking of Firms by liquidity type
- Exportable to Excel 
- Display Grid is customizable using the "GEAR" icon 
- Help button  defines each column and their contents on the current page with a pop-out glossary

AMERICAN ARCA NYSE B&C NATIONAL

VOLUMES

BROKER RANK

CADV BROKER RANK TRADE COUNT AD HOC




Date: MM/YYYY ETPID / MPID

SEARCH RESET

	All Tapes		Tape A		Tape B		Tape C	
	T+1	MTD	T+1	MTD	T+1	MTD	T+1	MTD
TBOX Test Firm	87	93	106	120	66	71	118	126
Adding Liquidity	270	294	290	112	209	61	314	121
Taking Liquidity	272	299	290	119	212	66	314	120
Opening/Re-Opening	425	461	290	9	342	65	314	10
Other	360	387	290	100	275	50	314	103

Volumes @ 11/01/2018 - 11/08/2018

CADV

- Summary of CADV for a specific date
- Summary of Firm Volume by liquidity tag for a specific date
 - Exportable to Excel 
 - Display Grid is customizable using the "GEAR" icon 
 - Help button  defines each column and their contents on the current page with a pop-out glossary

AMERICAN ARCA NYSE B&C NATIONAL

VOLUMES

CADV

CADV BROKER RANK TRADE COUNT AD HOC




Date: MM/YYYY ETPID / MPID Session Id Broker Badge MMID

SEARCH RESET

	All Tapes				Tape A				Tape B				Tape C		
	T+1	MTD	ADV	CADV (%)	T+1	MTD	ADV	CADV (%)	T+1	MTD	ADV	CADV (%)	T+1	MTD	ADV
CADV	7,977,840,310				3,964,809,033				1,466,657,082				2,546,374,195		
Arca	719,870,688				221,655,712				301,150,997				197,063,979		
TBOX Test Firm	129,950	682,270	113,711	0.001 %	0	0	0	0.000 %	129,950	682,270	113,711	0.008 %	0	0	0
- Adding Liquidity (1)	60,250	315,420	52,570	0.001 %	0	0	0.000 %	60,250	315,420	52,570	0.004 %	0	0	0	
- A - Add Regular Limit Order	60,250	315,420	52,570	0.001 %	0	0	0.000 %	60,250	315,420	52,570	0.004 %	0	0	0	
- Taking Liquidity (1)	57,370	300,950	50,158	0.001 %	0	0	0.000 %	57,370	300,950	50,158	0.003 %	0	0	0	
- R - Remove Regular Limit or Market	57,370	300,950	50,158	0.001 %	0	0	0.000 %	57,370	300,950	50,158	0.003 %	0	0	0	
- Opening/Re-Opening (1)	1,320	7,560	1,260	0.000 %	0	0	0.000 %	1,320	7,560	1,260	0.000 %	0	0	0	
- OL - Limit orders at Opening	1,320	7,560	1,260	0.000 %	0	0	0.000 %	1,320	7,560	1,260	0.000 %	0	0	0	
- Other (2)	11,010	58,340	9,723	0.000 %	0	0	0.000 %	11,010	58,340	9,723	0.001 %	0	0	0	
- XA - Routed - NYSE American Execution	4,380	25,190	4,198	0.000 %	0	0	0.000 %	4,380	25,190	4,198	0.000 %	0	0	0	
- XC - Routed - National Stock Exchange	6,630	33,150	5,525	0.000 %	0	0	0.000 %	6,630	33,150	5,525	0.000 %	0	0	0	

Volumes @ 11/01/2018 - 11/08/2018

Trade Count

- Count of Trades by liquidity codes for a specific day
- Exportable to Excel 
- Display Grid is customizable using the “GEAR” icon 
- Help button  defines each column and their contents on the current page with a pop-out glossary

AMERICAN ARCA NYSE B&C NATIONAL

VOLUMES

TRADE COUNT

CADV BROKER RANK TRADE COUNT AD HOC




Date: MM/YYYY ETPID / MPID Session Id Broker Badge MMID

SEARCH RESET

	All Tapes			Tape A			Tape B			Tape C		
	T+1	MTD	ADV	T+1	MTD	ADV	T+1	MTD	ADV	T+1	MTD	ADV
TBOX Test Firm	2,309	12,433	2,073	0	0	0	2,309	12,433	2,073	0	0	0
> Adding Liquidity (1)	1,028	5,547	925	0	0	0	1,028	5,547	925	0	0	0
> Taking Liquidity (1)	975	5,265	878	0	0	0	975	5,265	878	0	0	0
> Opening/Re-Opening (1)	22	126	21	0	0	0	22	126	21	0	0	0
> Other (2)	284	1,495	249	0	0	0	284	1,495	249	0	0	0

Volumes @ 11/01/2018 - 11/08/2018

Search

- Firm volumes searchable by:
 - Date Range
 - Symbol
 - Session ID
 - MPID
- Exportable to Excel 
- Display Grid is customizable using the “GEAR” icon 
- Help button  defines each column and their contents on the current page with a pop-out glossary

VOLUMES

SEARCH



CADV BROKER RANK TRADE COUNT SEARCH

Date Range: 12/01/2018 TO 12/27/2018
 ETPID / MPID(s): -
 Tape(s): -
 Symbol(s): delimited by "*"
 Broker Badge:
 Session Id:
 MMID:
 Symbol Group: -

SEARCH RESET



-	Buy	Sell	SSH & SSHE	Opening Auction	Closing Auction	Total Auction	Buy %	Sell %	SSH & SSHE %
Volume	1,029,030	1,046,230	0	22,080	0	22,080	49.586 %	50.414 %	0.000 %
Trades	18,632	19,002	0	368	0	368	49.508 %	50.492 %	0.000 %
Notional	25,737,512	26,165,738	0	552,277	0	552,277	49.587 %	50.413 %	0.000 %